

Technical data sheet

Progressive cavity pumps VISCOPOWER F 570 / F 580



More than just pumps

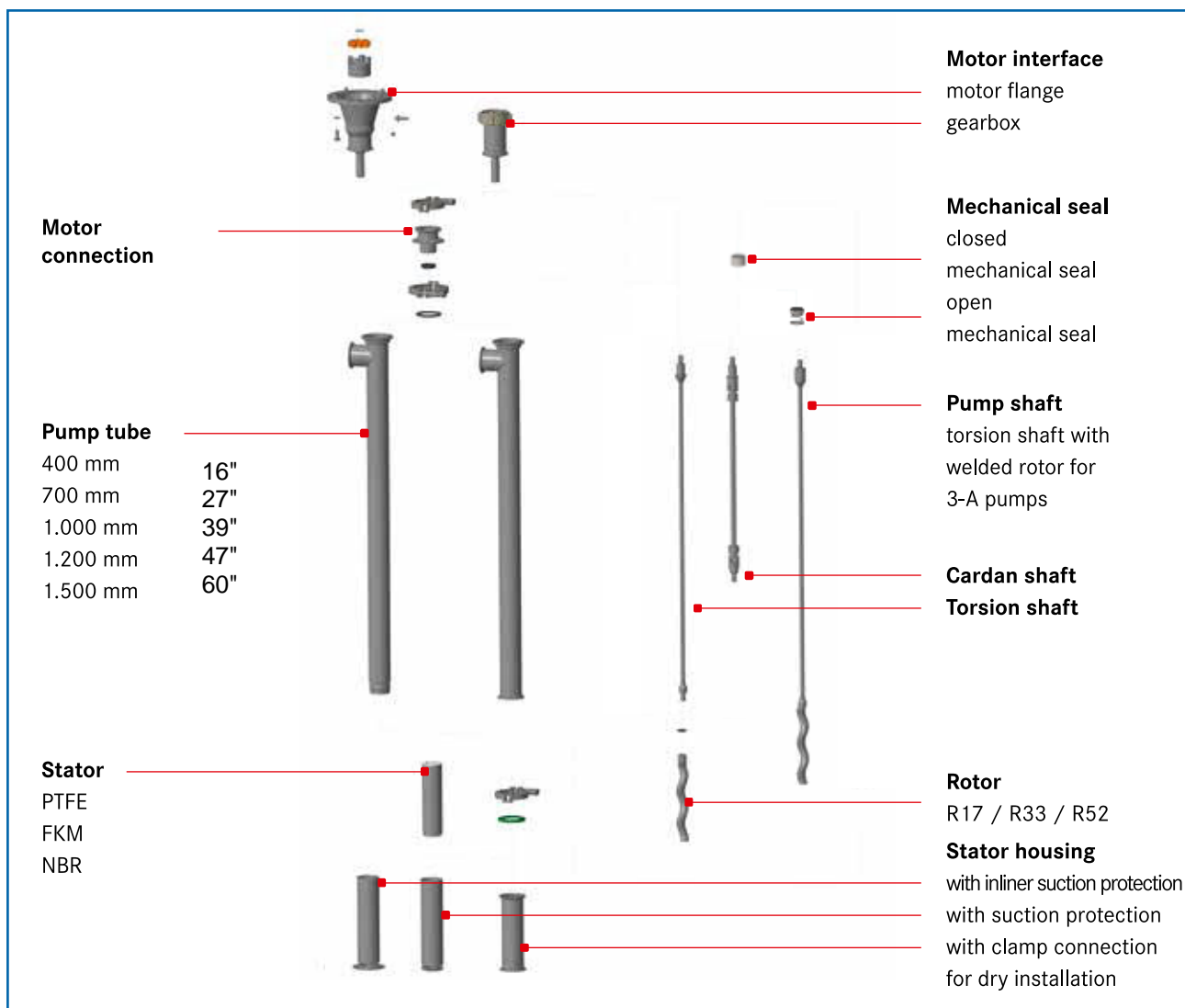


Advantages/features:

- ▶ Easy and fast disassembling of the wetted parts
- ▶ For operation in the food, cosmetics or pharmaceutical industry – version conforming to FDA and EC 1935/2004 available
- ▶ Standardized interfaces, modular system
- ▶ Wide range of applications



A wide range of preconfigured variants is already available for the most common applications and fields of use. For specific needs, media or special applications, the pump can be assembled from various modular building blocks tailored to your requirements.



Components

VISCOPOWER

Motor connection

F 570: gearbox variant

i = 16 gearbox

- double stage gearbox
- for use with air motors, commutator motors or brushless motors
- for media up to max. 30.000 mPas (depending on motor)
- lightweight – for mobile use

i = 7 gearbox

- single-stage gearbox
- for high-speed asynchronous motors
- for media up to 80.000 mPas
- with anti-rotation device to prevent the motor from rotating due to vibrations



F 580: motor flange variant

- for use with asynchronous motors, spur gear motors, air motors
- for thin to highly viscous, pasty media up to 100.000 mPas
- robust
- for stationary use
- in combination with VISCOFLUX mobile S also suitable for media that are not capable of flowing
- available with speed sensor for indirect, non-contact flow measurement



Pump tube

material	stainless steel (1.4404)
outer diameter [mm]	53
outlet connection	clamp 2"
immersion depth [mm]	400, 700, 1.000, 1.200, 1.500
connection stator housing	thread Rd 51 x 1/8 LH for vertical use in extraction container – as drum pump 2" clamp connection for dry installation outside the container or in connection with a drum emptying system VISCOFLUX mobile S

400 mm = 16"
700 mm = 27"
1000 mm = 39"
1200 mm = 47"
1500 mm = 60"



Stator housing

Stator housing with suction protection

connection to pump tube by thread Rd 51 x 1/8 LH



Stator housing with inliner suction protection

connection to pump tube by thread Rd 51 x 1/8 LH



Stator housing for dry-installed pumps

connection to pump tube by clamp 2"



Components

VISCOPOWER

Mechanical seal

Sliding ring and counter ring made of silicon carbide, spring made of stainless steel

	Open mechanical seal	Closed mechanical seal
seal	FKM	FKM or FFKM
pressure [bar]	max. 10	max. 15
use / application	for industrial applications	for hygienic applications
approvals	-	FDA




Seal materials (O-rings)

	FKM	NBR	FFKM
characteristics	general good chemical resistance	for mineral oils	for highest chemical resistance
approvals	FDA	-	FDA

Pump shaft

	Torsion shaft	Cardan shaft
for pumps with immersion depths [mm]	700 (max. 4 Nm) 1.000 1.200 1.500	400 700 (from 4 Nm)
	400 mm = 16" 700 mm = 27" 1000 mm = 39"	1200 mm = 47" 1500 mm = 60"




Rotor /stator geometry

	R17	R33	R52
max. flow rate [l/min] at 900 rpm	15	30	47
nominal volume per rotation [ml]	17	33	52



Stator materials

	PTFE	NBR white	FKM
characteristics	very good chemical resistance, ideal for food as well as for pharmaceutical and cosmetic products	for fuels, mineral oils, greases, vegetable and animal fats and oils, diluted acids, bases and salt solutions	very good chemical resistance
approvals	FDA	FDA	-



Pumps

VISCOPOWER F 570

F 570 - gearbox i = 16

VISCOPOWER pumps F 570 - with double stage gearbox i = 16

Open mechanical seal, FKM seal, torsion shaft

immersion depth [mm]	rotor geometry	stator material	part no.
700	R33	PTFE	12-570 00 001
700	R52	PTFE	12-570 00 004
1.000	R17	PTFE	12-570 00 007
1.000	R33	PTFE	12-570 00 002
1.000	R52	PTFE	12-570 00 005
1.200	R17	PTFE	12-570 00 008
1.200	R33	PTFE	12-570 00 003
1.200	R52	PTFE	12-570 00 006

700 mm = 27"
1000 mm = 39"
1200 mm = 47"



Open mechanical seal, NBR seal, torsion shaft

immersion depth [mm]	rotor geometry	stator material	part no.
1.000	R33	NBR white	12-570 00 011
1.000	R52	NBR white	12-570 00 013
1.200	R33	NBR white	12-570 00 012
1.200	R52	NBR white	12-570 00 014

1000 mm = 39"
1200 mm = 47"

Closed mechanical seal, FKM seal, torsion shaft



immersion depth [mm]	FOOD	rotor geometry	stator material	part no.
1.000	Yes	R33	PTFE	12-570 00 015
1.000	Yes	R52	PTFE	12-570 00 017
1.200	Yes	R33	PTFE	12-570 00 016
1.200	Yes	R52	PTFE	12-570 00 018

1000 mm = 39"
1200 mm = 47"

Pumps

VISCOPOWER F 580

VISCOPOWER pumps F 580 - with motor flange

Open mechanical seal, FKM seal

immersion depth [mm]	rotor geometry	connection pump tube	stator material	shaft	part no.
700	R33	thread	PTFE	cardan	12-580 00 001
700	R52	thread	PTFE	cardan	12-580 00 004
1.000	R33	thread	PTFE	torsion	12-580 00 002
1.000	R52	thread	PTFE	torsion	12-580 00 005
1.200	R33	thread	PTFE	torsion	12-580 00 003
1.200	R52	thread	PTFE	torsion	12-580 00 006

700 mm = 27"
1000 mm = 39"
1200 mm = 47"



F 580

Open mechanical seal, NBR seal, torsion shaft

immersion depth [mm]	rotor geometry	connection pump tube	stator material	part no.
1.000	R17	clamp	NBR white	12-580 00 009
1.000	R33	thread	NBR white	12-580 00 011
1.200	R17	clamp	NBR white	12-580 00 010
1.200	R33	clamp	NBR white	12-580 00 012

1000 mm = 39"
1200 mm = 47"


Closed mechanical seal, FKM seal



immersion depth [mm]	FOOD	rotor geometry	stator material	shaft	weight [kg]	part no.
1.000	yes	R52	PTFE	torsion	7,0	12-580 00 013
1.200	yes	R52	PTFE	torsion	7,0	12-580 00 014

1000 mm = 39"
1200 mm = 47"

VISCOPOWER pumps immersion depth 400 mm, cardan shaft, PTFE stator, with clamp 2" connection at the stator housing for dry installation, e.g. assembly on pump trolley or console

immersion depth [mm]	rotor geometry	mechanical seal	FOOD	weight [kg]	part no.
400	R52	FKM open	no	7,0	12-580 00 019
400	R52	FKM closed	yes	7,0	12-580 00 020 

400 mm = 27"



Dimensions

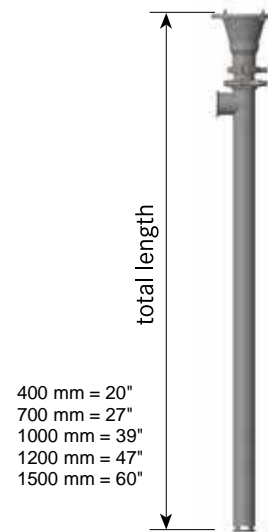
VISCOPOWER

Pump tube

outer diameter pump tube [mm]	length stator housing [mm]	outlet connection
53	with thread connection: 224 with clamp connection: 214	clamp DN 50 / 2" (acc. to DIN 32676)

Total lengths

immersion depth [mm]	gearbox variant F 570 i = 16	gearbox variant F 570 i = 7	motor flange variant F 580
400	610,3 (TR - clamp)	590,3 (TR - clamp)	638 (TR - clamp)
700	920,3	900,2	948
1.000	1.220,3	1.200,3	1.248
1.200	1.420,3	1.400,3	1.448
1.500	1.720,3	1.700,3	1.748



FLUX Pumps Corp.
Kennesaw, GA, USA
Tel 404-691-6010
info@fluxpumpsusa.com
www.fluxpumpsusa.com

FLUX-GERÄTE GMBH
Talweg 12 · D-75433 Maulbronn
Tel +49 7043 101-0 · Fax +49 7043 101-444
info@flux-pumpen.de · www.flux-pumps.com